

Scaled data based on original data using
LM-79-08 Approved Method: Electrical and Photometric Measurements of Solid-
State Lighting Products

Test Report Prepared for
Cooper Lighting Solutions
(formerly Eaton)

Brand: McGRAW-EDISON

Report Number: P226788

Luminaire Tested: **ISW-AF-800-LED-E1-SL2-7050**

Issue Date: 3/3/2020

Test Information

Test Method: LM-79-08
Report Number: P226788
TEST IS SCALED FROM IESNA LM-79-08 TEST DATA (P35945)
Test Lab: INNOVATION CENTER-P3
Issue Date: 3/3/2020
Manufacturer: COOPER LIGHTING SOLUTIONS (FORMERLY EATON)
Product Line: MCGRAW-EDISON
Catalog Number: ISW-AF-800-LED-E1-SL2-7050
Description: IMPACT ELITE LED WEDGE LUMINAIRE
LIGHT SQUARE WITH ACCULED OPTICS-TYPE II W/SPILL CONTROL
Light Source: (16) 5000K CCT, 70 CRI LEDs
Ballast/Driver: ELECTRONIC DRIVER

Summary

Lumens per Lamp: N/A
Luminaire Lumens: 4948.3 lumens
Efficiency: N/A
Efficacy: 113.8 lumens/watt
Luminous Opening: Rectangular (W 0.5' x L: 0.5' x H: 0')
IES Classification: Type II - Short - Semi-Cutoff
BUG Rating: B1 - U1 - G1

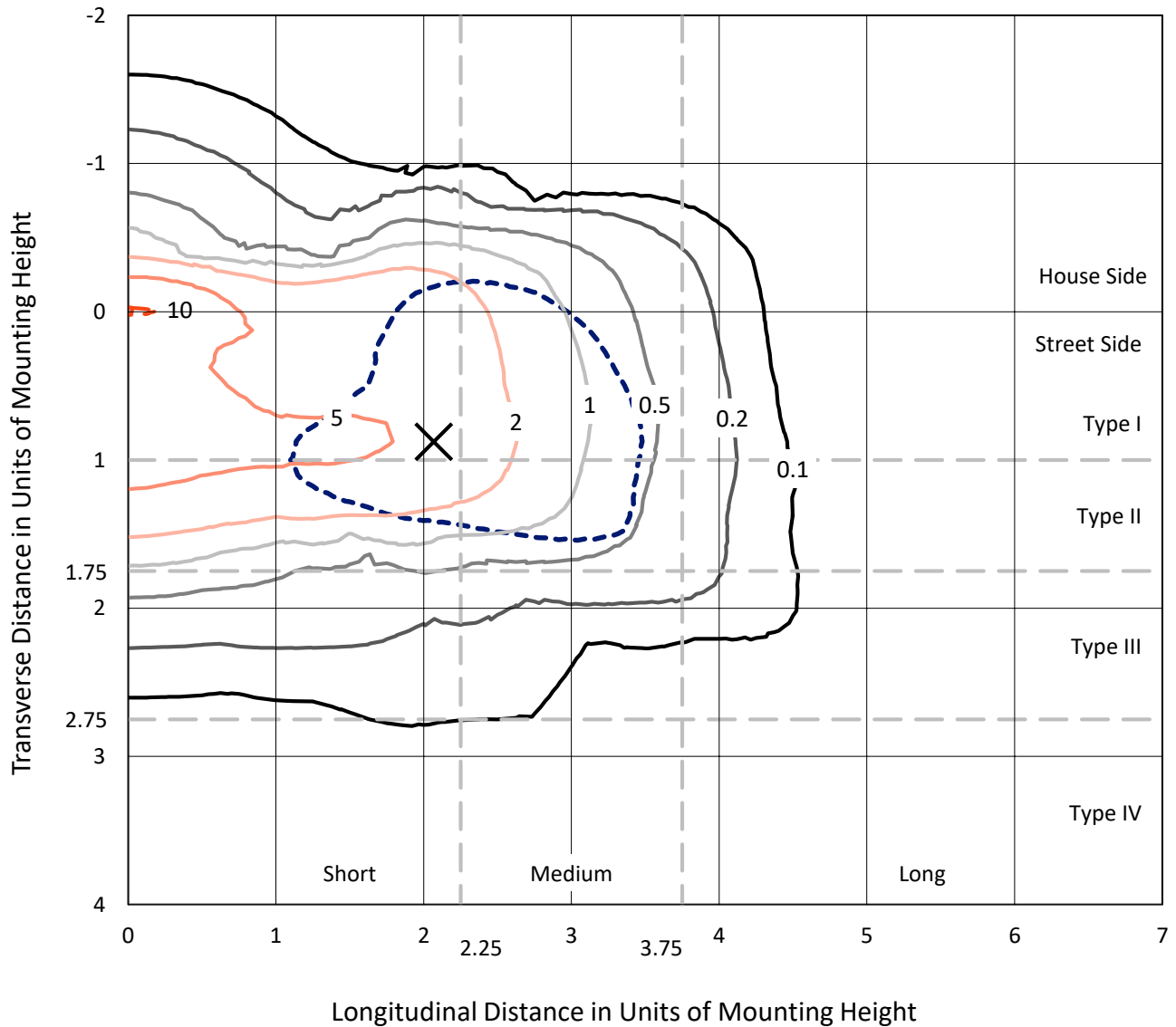
Input Watts (W): 43.5
Input Voltage (V): 120
Input Current (Ain): NR
Voltage Rise (V): NR
Power Factor: NR
Total Harmonic Distortion (THDi): NR
Frequency (hertz): 60
Stabilization Time: NR
Operation Time: NR
Ambient Temperature (°C): NR
Test Distance: 25 FT



REPORT NUMBER: P226788
 CATALOG NUMBER: ISW-AF-800-LED-E1-SL2-7050

Iso-Footcandle Lines of Horizontal Illumination

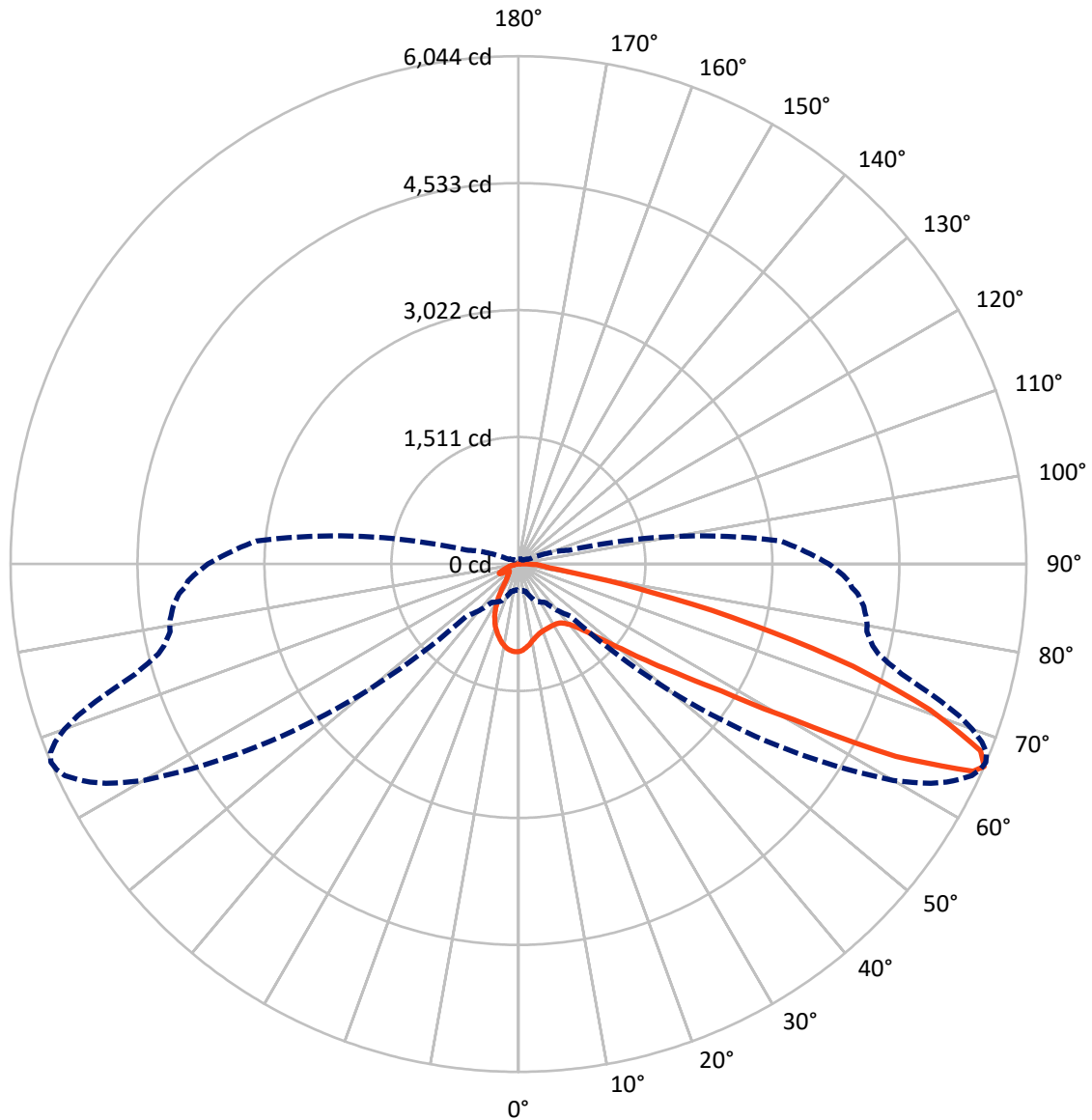
✕ Max cd
 - - - 1/2 Max cd



Based on 10 foot mounting height. Maximum calculated value = 10.4 fc
 Type II - Short - Semi-Cutoff

REPORT NUMBER: P226788
CATALOG NUMBER: ISW-AF-800-LED-E1-SL2-7050

Luminous Intensity Polar Plot



— Vertical Plane Through 67-Deg Lateral - - - Horizontal Cone Through 66-Deg Vertical

REPORT NUMBER: P226788

CATALOG NUMBER: ISW-AF-800-LED-E1-SL2-7050

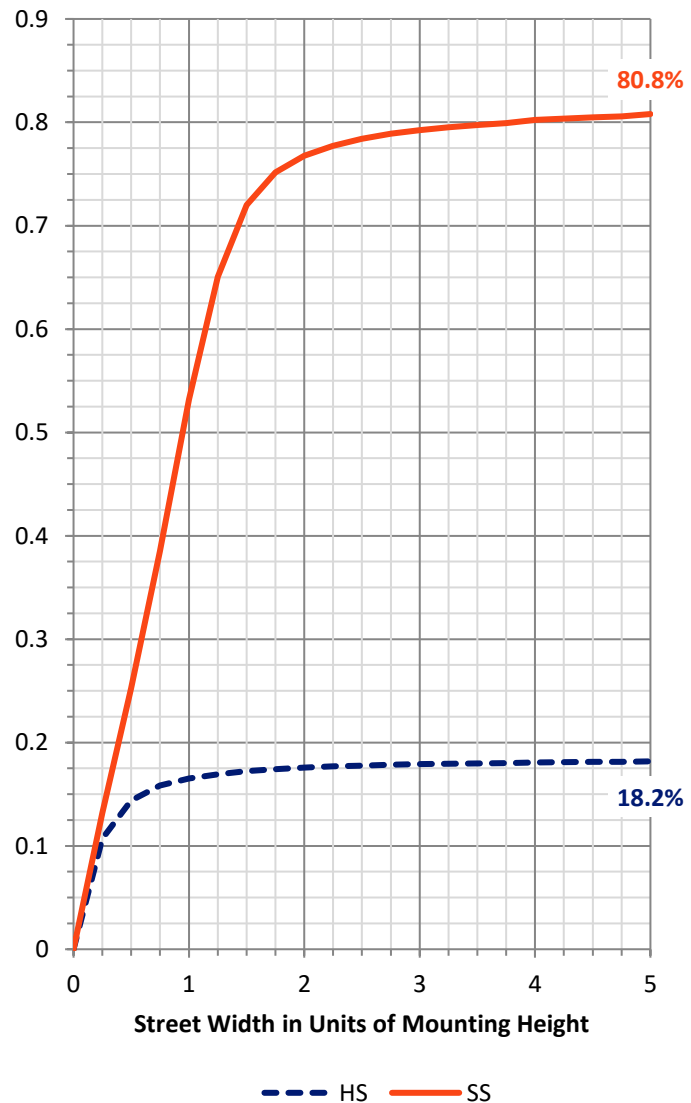
FLUX DISTRIBUTION:

		Downward	Upward	Total
House Side	Lumens	913.7	0.4	914.0
	% Fixture	18.5	0.0	18.5
Street Side	Lumens	4032.9	1.4	4034.3
	% Fixture	81.5	0.0	81.5
Total	Lumens	4946.5	1.8	4948.3
	% Fixture	100.0	0.0	100.0

Coefficient of Utilization

ZONAL LUMENS:

Zone	Lumens	% Fixture
0°-10°	90.3	1.8
10°-20°	215.0	4.3
20°-30°	294.8	6.0
30°-40°	421.1	8.5
40°-50°	682.8	13.8
50°-60°	1081.9	21.9
60°-70°	1371.0	27.7
70°-80°	681.5	13.8
80°-90°	108.0	2.2
90°-100°	1.8	0.0
100°-110°	0.0	0.0
110°-120°	0.0	0.0
120°-130°	0.0	0.0
130°-140°	0.0	0.0
140°-150°	0.0	0.0
150°-160°	0.0	0.0
160°-170°	0.0	0.0
170°-180°	0.0	0.0
0°-90°	4946.5	100.0
0°-180°	4948.3	100.0



REPORT NUMBER: P226788

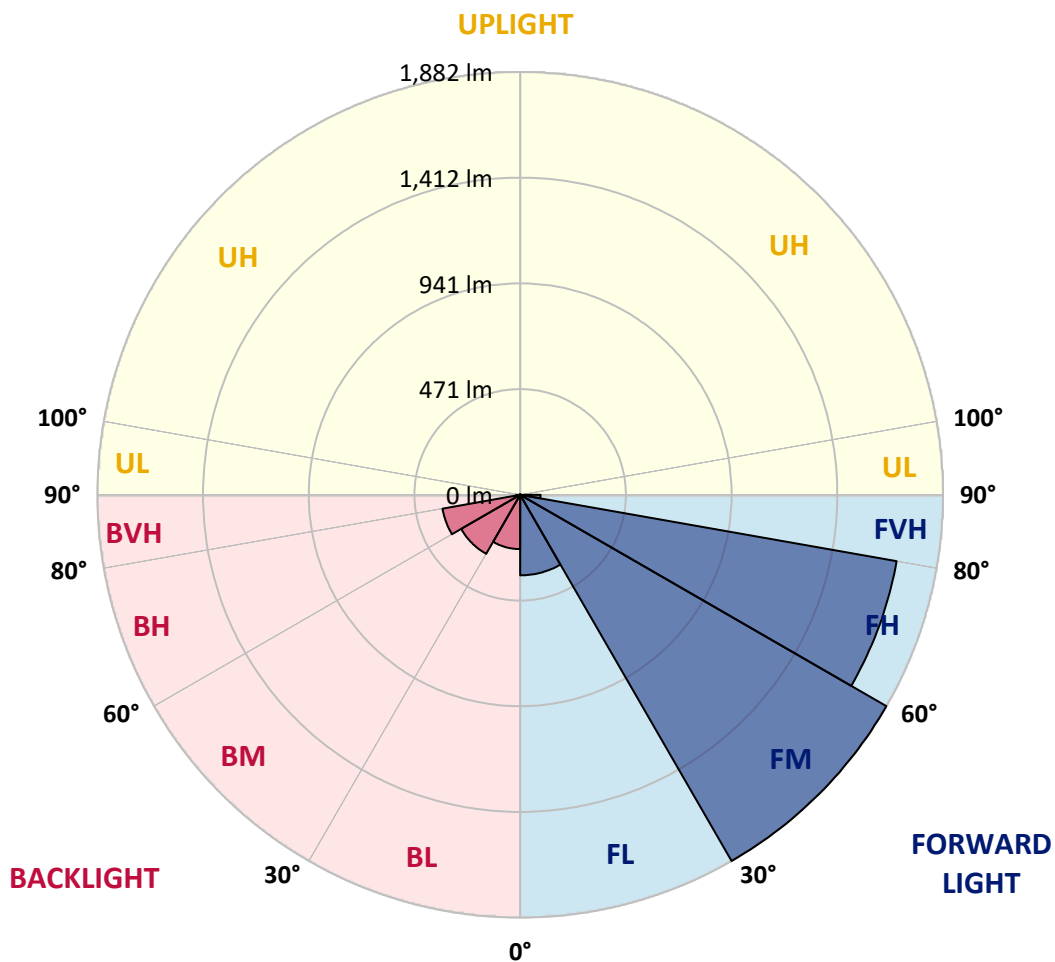
CATALOG NUMBER: ISW-AF-800-LED-E1-SL2-7050

LUMINAIRE CLASSIFICATION SYSTEM LUMEN TABLE AND BUG RATING:

Zone		Lumens	% Fixture	Zone Rating/Lumen Limit		
				B	U	G
FL	(0°-30°)	358.5	7.2			
FM	(30°-60°)	1882.4	38.0			
FH	(60°-80°)	1701.5	34.4			G1/1800
FVH	(80°-90°)	90.5	1.8			G1/100
BL	(0°-30°)	241.6	4.9	B1/500		
BM	(30°-60°)	303.5	6.1	B1/1000		
BH	(60°-80°)	351.1	7.1	B1/500		G1/500
BVH	(80°-90°)	17.4	0.4			G1/100
UL	(90°-100°)	1.8	0.0		U1/10	
UH	(100°-180°)	0.4	0.0		U1/10	

BUG Rating: B1-U1-G1

Type II Short





REPORT NUMBER: P226788

CATALOG NUMBER: ISW-AF-800-LED-E1-SL2-7050

CANDELA DISTRIBUTION (FULL):

	0°	5°	15°	25°	35°	45°	55°	60°	61°	62°	63°
0°	1041.6	1041.6	1041.6	1041.6	1041.6	1041.6	1041.6	1041.6	1041.6	1041.6	1041.6
2.5°	968.0	970.2	982.8	989.5	999.2	1002.2	1013.3	1017.8	1021.5	1020.7	1020.7
5°	881.0	887.7	893.6	907.0	921.1	938.2	959.8	976.1	979.1	982.8	985.1
7.5°	814.8	819.3	829.7	839.3	857.2	881.0	911.5	932.3	936.7	938.2	943.4
10°	768.0	770.9	779.9	792.5	813.3	836.4	868.3	889.9	896.6	899.6	904.0
12.5°	731.5	736.0	744.2	757.6	779.9	803.7	837.1	858.7	863.1	866.9	873.5
15°	708.5	711.5	718.9	733.8	753.8	777.6	810.4	836.4	839.3	843.1	849.0
17.5°	704.0	706.3	710.7	721.9	737.5	760.5	794.0	815.6	820.8	826.0	831.9
20°	721.9	723.4	724.9	726.3	735.3	750.1	782.8	805.9	810.4	814.8	822.2
22.5°	760.5	762.8	759.1	753.8	747.2	750.1	777.6	801.4	804.4	808.9	814.8
25°	827.4	825.2	814.1	805.9	782.1	762.8	779.1	799.2	802.9	807.4	814.1
27.5°	906.3	903.3	896.6	874.3	834.9	795.5	788.0	802.9	805.1	808.9	814.8
30°	991.0	991.7	985.8	961.3	910.7	844.5	808.1	811.8	813.3	816.3	820.0
32.5°	1067.6	1078.7	1078.0	1076.5	1004.4	910.7	846.8	831.9	829.7	831.9	833.4
35°	1156.1	1158.3	1179.1	1189.5	1130.8	1007.4	903.3	870.6	861.6	862.4	860.9
37.5°	1251.2	1254.2	1289.9	1307.7	1262.4	1117.4	978.4	927.8	919.6	911.5	905.5
40°	1389.5	1401.4	1420.0	1440.0	1417.7	1265.3	1077.2	1008.8	988.0	986.5	974.7
42.5°	1596.2	1592.4	1583.5	1599.9	1573.1	1431.1	1196.9	1123.3	1107.7	1086.9	1070.6
45°	1799.1	1807.3	1768.6	1776.1	1777.6	1622.9	1370.2	1266.8	1258.6	1234.1	1216.3
47.5°	1935.9	1927.0	1875.0	1912.9	2005.8	1846.7	1570.9	1462.3	1445.2	1432.6	1421.5
50°	1943.4	1935.9	1902.5	1969.4	2167.9	2244.4	1850.4	1724.0	1699.5	1677.2	1670.5
52.5°	1762.0	1751.5	1762.7	1898.7	2226.6	2577.5	2245.2	2048.9	2028.8	2010.3	1984.2
55°	1438.6	1450.5	1503.2	1698.8	2136.6	2813.9	3022.1	2550.7	2464.5	2463.8	2399.8
57.5°	1074.3	1062.4	1101.8	1285.4	1909.2	2897.9	3735.8	3619.1	3426.5	3296.4	3139.5
60°	724.9	727.8	764.3	858.7	1328.5	2806.5	4213.8	4620.5	4552.8	4525.3	4482.9
62.5°	502.6	507.0	540.5	629.0	776.9	2257.8	4353.6	5181.8	5303.0	5403.3	5378.8
65°	351.6	352.4	385.8	522.6	582.1	1159.8	4045.1	5256.1	5436.8	5609.3	5763.9
66°	310.0	310.8	338.3	486.2	558.3	875.0	3777.4	5152.8	5358.7	5559.4	5719.3
67.5°	265.4	269.9	291.4	413.4	535.3	675.0	3120.2	4844.3	5059.9	5280.7	5491.8
70°	182.1	183.6	203.0	335.3	501.1	592.5	1778.3	3781.9	4080.0	4468.1	4692.6
72.5°	130.1	128.6	130.8	207.4	514.5	588.8	934.5	2489.0	2906.1	3246.6	3489.7
75°	116.0	112.3	102.6	128.6	375.4	643.1	626.0	1465.3	1782.8	2092.8	2341.8
77.5°	103.3	97.4	92.2	98.9	185.9	605.9	562.0	839.3	1001.4	1232.6	1424.4
80°	78.8	75.1	78.1	85.5	111.5	557.6	558.3	558.3	602.2	678.0	753.8
82.5°	52.0	47.6	54.3	70.6	84.0	420.0	576.9	492.9	484.7	481.7	487.0
85°	32.7	28.3	37.9	52.8	64.7	219.3	591.8	520.4	482.5	446.1	409.6
87.5°	11.9	13.4	19.3	30.5	42.4	95.2	518.9	458.7	432.7	387.3	345.0
90°	3.0	2.2	3.7	8.9	9.7	17.8	79.5	127.1	75.8	37.9	30.5
92.5°	0.0	0.0	0.0	0.0	0.0	0.0	0.0	0.0	0.0	0.0	0.0
95°	0.0	0.0	0.0	0.0	0.0	0.0	0.0	0.0	0.0	0.0	0.0
97.5°	0.0	0.0	0.0	0.0	0.0	0.0	0.0	0.0	0.0	0.0	0.0
100°	0.0	0.0	0.0	0.0	0.0	0.0	0.0	0.0	0.0	0.0	0.0
102.5°	0.0	0.0	0.0	0.0	0.0	0.0	0.0	0.0	0.0	0.0	0.0
105°	0.0	0.0	0.0	0.0	0.0	0.0	0.0	0.0	0.0	0.0	0.0
107.5°	0.0	0.0	0.0	0.0	0.0	0.0	0.0	0.0	0.0	0.0	0.0



REPORT NUMBER: P226788

CATALOG NUMBER: ISW-AF-800-LED-E1-SL2-7050

CANDELA DISTRIBUTION (continued):

	0°	5°	15°	25°	35°	45°	55°	60°	61°	62°	63°
110°	0.0	0.0	0.0	0.0	0.0	0.0	0.0	0.0	0.0	0.0	0.0
112.5°	0.0	0.0	0.0	0.0	0.0	0.0	0.0	0.0	0.0	0.0	0.0
115°	0.0	0.0	0.0	0.0	0.0	0.0	0.0	0.0	0.0	0.0	0.0
117.5°	0.0	0.0	0.0	0.0	0.0	0.0	0.0	0.0	0.0	0.0	0.0
120°	0.0	0.0	0.0	0.0	0.0	0.0	0.0	0.0	0.0	0.0	0.0
122.5°	0.0	0.0	0.0	0.0	0.0	0.0	0.0	0.0	0.0	0.0	0.0
125°	0.0	0.0	0.0	0.0	0.0	0.0	0.0	0.0	0.0	0.0	0.0
127.5°	0.0	0.0	0.0	0.0	0.0	0.0	0.0	0.0	0.0	0.0	0.0
130°	0.0	0.0	0.0	0.0	0.0	0.0	0.0	0.0	0.0	0.0	0.0
132.5°	0.0	0.0	0.0	0.0	0.0	0.0	0.0	0.0	0.0	0.0	0.0
135°	0.0	0.0	0.0	0.0	0.0	0.0	0.0	0.0	0.0	0.0	0.0
137.5°	0.0	0.0	0.0	0.0	0.0	0.0	0.0	0.0	0.0	0.0	0.0
140°	0.0	0.0	0.0	0.0	0.0	0.0	0.0	0.0	0.0	0.0	0.0
142.5°	0.0	0.0	0.0	0.0	0.0	0.0	0.0	0.0	0.0	0.0	0.0
145°	0.0	0.0	0.0	0.0	0.0	0.0	0.0	0.0	0.0	0.0	0.0
147.5°	0.0	0.0	0.0	0.0	0.0	0.0	0.0	0.0	0.0	0.0	0.0
150°	0.0	0.0	0.0	0.0	0.0	0.0	0.0	0.0	0.0	0.0	0.0
152.5°	0.0	0.0	0.0	0.0	0.0	0.0	0.0	0.0	0.0	0.0	0.0
155°	0.0	0.0	0.0	0.0	0.0	0.0	0.0	0.0	0.0	0.0	0.0
157.5°	0.0	0.0	0.0	0.0	0.0	0.0	0.0	0.0	0.0	0.0	0.0
160°	0.0	0.0	0.0	0.0	0.0	0.0	0.0	0.0	0.0	0.0	0.0
162.5°	0.0	0.0	0.0	0.0	0.0	0.0	0.0	0.0	0.0	0.0	0.0
165°	0.0	0.0	0.0	0.0	0.0	0.0	0.0	0.0	0.0	0.0	0.0
167.5°	0.0	0.0	0.0	0.0	0.0	0.0	0.0	0.0	0.0	0.0	0.0
170°	0.0	0.0	0.0	0.0	0.0	0.0	0.0	0.0	0.0	0.0	0.0
172.5°	0.0	0.0	0.0	0.0	0.0	0.0	0.0	0.0	0.0	0.0	0.0
175°	0.0	0.0	0.0	0.0	0.0	0.0	0.0	0.0	0.0	0.0	0.0
177.5°	0.0	0.0	0.0	0.0	0.0	0.0	0.0	0.0	0.0	0.0	0.0
180°	0.0	0.0	0.0	0.0	0.0	0.0	0.0	0.0	0.0	0.0	0.0



REPORT NUMBER: P226788

CATALOG NUMBER: ISW-AF-800-LED-E1-SL2-7050

CANDELA DISTRIBUTION (continued):

	64°	65°	66°	67°	68°	69°	70°	71°	72°	73°	74°
0°	1041.6	1041.6	1041.6	1041.6	1041.6	1041.6	1041.6	1041.6	1041.6	1041.6	1041.6
2.5°	1021.5	1025.2	1026.7	1025.2	1025.9	1030.4	1028.9	1031.2	1031.2	1032.6	1032.6
5°	988.0	991.0	997.0	996.2	1002.2	1004.4	1006.6	1009.6	1013.3	1015.5	1020.0
7.5°	948.6	954.6	959.8	962.8	966.5	973.9	976.1	982.8	988.8	994.7	999.2
10°	910.7	918.9	924.8	927.1	935.2	939.0	947.1	952.3	959.8	967.2	973.9
12.5°	878.7	886.2	889.2	896.6	904.0	911.5	915.2	924.8	932.3	941.9	950.9
15°	855.0	862.4	868.3	873.5	881.0	888.4	894.4	904.0	912.9	922.6	930.8
17.5°	840.1	844.5	852.0	856.4	865.4	874.3	881.0	892.1	901.8	910.0	921.1
20°	828.9	834.1	840.8	847.5	855.7	866.9	872.8	884.7	895.1	904.8	915.2
22.5°	823.0	828.2	834.9	841.6	850.5	859.4	869.1	879.5	890.6	901.1	911.5
25°	820.8	825.2	831.2	837.9	847.5	857.2	865.4	877.3	886.9	898.1	910.7
27.5°	821.5	824.5	831.2	837.1	846.8	855.7	863.9	875.8	886.9	897.3	910.0
30°	824.5	826.7	833.4	838.6	846.8	855.7	863.1	875.8	885.4	896.6	910.0
32.5°	834.9	837.9	840.8	844.5	852.0	858.7	867.6	878.7	887.7	898.8	910.0
35°	859.4	857.2	859.4	860.9	866.1	872.8	879.5	889.2	897.3	907.0	918.9
37.5°	898.1	893.6	895.1	894.4	894.4	898.8	905.5	912.2	918.9	928.6	940.5
40°	969.4	958.3	955.3	947.1	944.9	948.6	953.1	953.8	962.0	974.7	979.9
42.5°	1061.6	1046.8	1049.0	1035.6	1031.9	1027.4	1033.4	1029.7	1034.9	1043.0	1054.2
45°	1207.3	1193.2	1178.4	1156.8	1161.3	1144.9	1140.4	1141.9	1141.2	1144.2	1157.5
47.5°	1381.3	1362.7	1353.1	1344.9	1329.3	1319.6	1307.0	1288.4	1292.8	1298.8	1310.7
50°	1635.6	1629.6	1611.0	1584.3	1580.6	1566.4	1562.7	1546.4	1540.4	1539.7	1538.9
52.5°	1975.3	1936.7	1929.2	1904.0	1884.6	1871.2	1866.8	1843.7	1820.7	1834.1	1832.6
55°	2389.4	2357.5	2316.6	2294.3	2278.6	2246.7	2238.5	2209.5	2196.1	2188.7	2170.1
57.5°	3085.3	2973.0	2889.0	2847.4	2788.6	2729.2	2708.4	2648.9	2602.8	2570.1	2572.3
60°	4298.6	4098.6	3862.9	3757.3	3512.8	3477.1	3309.1	3268.2	3167.1	3100.1	3061.5
62.5°	5361.7	5307.4	5194.4	5040.5	4795.2	4512.7	4385.6	4132.8	3935.0	3848.8	3729.1
65°	5869.5	5946.0	5977.3	5948.3	5850.1	5677.7	5526.0	5279.2	4947.6	4760.3	4527.6
66°	5843.4	5957.2	6014.4	6044.2	6008.5	5906.6	5747.5	5544.6	5288.1	5002.6	4741.7
67.5°	5653.1	5763.9	5843.4	5934.1	5934.1	5902.2	5837.5	5702.2	5520.8	5271.7	5037.6
70°	4875.5	5025.7	5166.2	5193.7	5271.0	5247.2	5298.5	5212.3	5169.1	5065.1	4939.4
72.5°	3798.2	3923.9	4044.3	4164.8	4144.7	4118.7	4113.5	4131.3	4043.6	4074.8	4042.1
75°	2526.2	2742.6	2866.0	2854.1	2862.2	2868.9	2813.9	2691.3	2786.4	2666.0	2706.1
77.5°	1535.2	1635.6	1669.0	1631.9	1583.5	1521.1	1420.7	1362.0	1278.0	1284.7	1228.9
80°	805.1	817.8	791.0	715.9	675.0	637.9	523.4	472.1	424.5	406.7	366.5
82.5°	461.7	431.2	398.5	373.2	324.9	292.2	247.6	219.3	188.8	162.1	152.4
85°	374.0	333.1	302.6	274.3	241.6	212.6	175.5	146.5	124.2	107.8	104.1
87.5°	308.5	280.3	249.1	222.3	190.3	160.6	124.2	96.6	76.6	61.7	57.2
90°	27.5	37.2	26.8	14.9	22.3	11.9	6.7	7.4	5.9	5.9	6.7
92.5°	0.0	0.0	0.0	0.0	0.0	0.0	0.0	0.0	0.0	0.0	0.0
95°	0.0	0.0	0.0	0.0	0.0	0.0	0.0	0.0	0.0	0.0	0.0
97.5°	0.0	0.0	0.0	0.0	0.0	0.0	0.0	0.0	0.0	0.0	0.0
100°	0.0	0.0	0.0	0.0	0.0	0.0	0.0	0.0	0.0	0.0	0.0
102.5°	0.0	0.0	0.0	0.0	0.0	0.0	0.0	0.0	0.0	0.0	0.0
105°	0.0	0.0	0.0	0.0	0.0	0.0	0.0	0.0	0.0	0.0	0.0
107.5°	0.0	0.0	0.0	0.0	0.0	0.0	0.0	0.0	0.0	0.0	0.0



REPORT NUMBER: P226788

CATALOG NUMBER: ISW-AF-800-LED-E1-SL2-7050

CANDELA DISTRIBUTION (continued):

	64°	65°	66°	67°	68°	69°	70°	71°	72°	73°	74°
110°	0.0	0.0	0.0	0.0	0.0	0.0	0.0	0.0	0.0	0.0	0.0
112.5°	0.0	0.0	0.0	0.0	0.0	0.0	0.0	0.0	0.0	0.0	0.0
115°	0.0	0.0	0.0	0.0	0.0	0.0	0.0	0.0	0.0	0.0	0.0
117.5°	0.0	0.0	0.0	0.0	0.0	0.0	0.0	0.0	0.0	0.0	0.0
120°	0.0	0.0	0.0	0.0	0.0	0.0	0.0	0.0	0.0	0.0	0.0
122.5°	0.0	0.0	0.0	0.0	0.0	0.0	0.0	0.0	0.0	0.0	0.0
125°	0.0	0.0	0.0	0.0	0.0	0.0	0.0	0.0	0.0	0.0	0.0
127.5°	0.0	0.0	0.0	0.0	0.0	0.0	0.0	0.0	0.0	0.0	0.0
130°	0.0	0.0	0.0	0.0	0.0	0.0	0.0	0.0	0.0	0.0	0.0
132.5°	0.0	0.0	0.0	0.0	0.0	0.0	0.0	0.0	0.0	0.0	0.0
135°	0.0	0.0	0.0	0.0	0.0	0.0	0.0	0.0	0.0	0.0	0.0
137.5°	0.0	0.0	0.0	0.0	0.0	0.0	0.0	0.0	0.0	0.0	0.0
140°	0.0	0.0	0.0	0.0	0.0	0.0	0.0	0.0	0.0	0.0	0.0
142.5°	0.0	0.0	0.0	0.0	0.0	0.0	0.0	0.0	0.0	0.0	0.0
145°	0.0	0.0	0.0	0.0	0.0	0.0	0.0	0.0	0.0	0.0	0.0
147.5°	0.0	0.0	0.0	0.0	0.0	0.0	0.0	0.0	0.0	0.0	0.0
150°	0.0	0.0	0.0	0.0	0.0	0.0	0.0	0.0	0.0	0.0	0.0
152.5°	0.0	0.0	0.0	0.0	0.0	0.0	0.0	0.0	0.0	0.0	0.0
155°	0.0	0.0	0.0	0.0	0.0	0.0	0.0	0.0	0.0	0.0	0.0
157.5°	0.0	0.0	0.0	0.0	0.0	0.0	0.0	0.0	0.0	0.0	0.0
160°	0.0	0.0	0.0	0.0	0.0	0.0	0.0	0.0	0.0	0.0	0.0
162.5°	0.0	0.0	0.0	0.0	0.0	0.0	0.0	0.0	0.0	0.0	0.0
165°	0.0	0.0	0.0	0.0	0.0	0.0	0.0	0.0	0.0	0.0	0.0
167.5°	0.0	0.0	0.0	0.0	0.0	0.0	0.0	0.0	0.0	0.0	0.0
170°	0.0	0.0	0.0	0.0	0.0	0.0	0.0	0.0	0.0	0.0	0.0
172.5°	0.0	0.0	0.0	0.0	0.0	0.0	0.0	0.0	0.0	0.0	0.0
175°	0.0	0.0	0.0	0.0	0.0	0.0	0.0	0.0	0.0	0.0	0.0
177.5°	0.0	0.0	0.0	0.0	0.0	0.0	0.0	0.0	0.0	0.0	0.0
180°	0.0	0.0	0.0	0.0	0.0	0.0	0.0	0.0	0.0	0.0	0.0



REPORT NUMBER: P226788

CATALOG NUMBER: ISW-AF-800-LED-E1-SL2-7050

CANDELA DISTRIBUTION (continued):

	75°	76°	77°	78°	79°	80°	81°	82°	83°	84°	85°
0°	1041.6	1041.6	1041.6	1041.6	1041.6	1041.6	1041.6	1041.6	1041.6	1041.6	1041.6
2.5°	1034.9	1034.9	1036.4	1037.8	1038.6	1038.6	1038.6	1040.1	1040.8	1038.6	1040.8
5°	1022.2	1025.9	1028.9	1031.2	1031.9	1034.1	1036.4	1037.8	1040.1	1040.1	1041.6
7.5°	1005.1	1011.8	1015.5	1019.3	1023.0	1026.7	1031.2	1034.1	1035.6	1038.6	1040.8
10°	983.6	991.7	999.2	1005.1	1010.3	1017.8	1023.7	1028.2	1034.9	1035.6	1040.8
12.5°	960.5	972.4	978.4	989.5	997.0	1008.1	1014.1	1020.7	1028.2	1031.9	1037.8
15°	944.2	954.6	965.7	976.1	988.0	1001.4	1008.8	1017.8	1028.2	1036.4	1043.8
17.5°	931.5	945.7	958.3	971.7	986.5	1000.7	1011.8	1021.5	1034.9	1039.3	1046.8
20°	927.8	943.4	956.1	970.2	985.8	1004.4	1017.8	1028.2	1041.6	1049.0	1055.7
22.5°	926.3	941.2	956.1	973.2	990.3	1009.6	1023.7	1037.1	1050.5	1057.2	1062.4
25°	924.8	940.5	956.8	976.1	994.7	1014.8	1031.2	1043.8	1056.4	1063.1	1067.6
27.5°	924.8	941.2	959.0	978.4	998.4	1020.7	1036.4	1048.3	1059.4	1065.4	1066.8
30°	924.1	941.2	958.3	979.9	1001.4	1024.5	1041.6	1052.7	1062.4	1066.1	1064.6
32.5°	925.6	943.4	962.0	983.6	1005.9	1028.2	1046.0	1058.7	1063.9	1063.1	1062.4
35°	933.0	949.4	970.9	992.5	1015.5	1036.4	1053.5	1062.4	1066.8	1065.4	1061.6
37.5°	953.1	969.4	991.0	1014.8	1032.6	1056.4	1072.0	1078.7	1079.5	1075.0	1066.1
40°	994.7	1011.1	1030.4	1056.4	1078.0	1094.3	1109.2	1116.6	1112.2	1104.0	1094.3
42.5°	1060.9	1081.7	1104.8	1125.6	1150.8	1173.1	1176.9	1181.3	1173.9	1158.3	1146.4
45°	1167.2	1179.8	1209.6	1225.2	1257.9	1269.1	1277.2	1279.5	1263.1	1250.5	1229.7
47.5°	1320.4	1344.9	1365.7	1380.6	1404.4	1419.2	1435.6	1428.1	1415.5	1394.0	1366.4
50°	1561.2	1576.8	1603.6	1630.4	1655.6	1666.1	1666.1	1658.6	1650.4	1608.8	1575.4
52.5°	1857.1	1858.6	1897.3	1929.2	1950.8	1935.2	1953.8	1935.2	1930.0	1901.0	1873.5
55°	2199.8	2185.7	2232.6	2260.8	2280.1	2298.7	2295.0	2292.8	2273.4	2240.7	2207.3
57.5°	2525.5	2566.4	2588.7	2630.3	2640.0	2652.6	2647.4	2640.0	2628.8	2610.2	2595.4
60°	2995.3	3022.8	3042.9	3051.1	3078.6	3082.3	3100.9	3070.4	3077.8	3056.3	3009.4
62.5°	3634.7	3604.9	3620.6	3620.6	3612.4	3583.4	3599.0	3610.9	3590.8	3573.0	3565.5
65°	4350.6	4254.7	4162.5	4146.9	4104.5	4094.9	4083.0	4053.2	4040.6	4009.4	3984.1
66°	4564.7	4416.0	4329.1	4275.5	4224.2	4213.1	4196.7	4165.5	4140.2	4096.4	4054.0
67.5°	4804.9	4613.0	4482.2	4406.4	4343.2	4301.5	4268.8	4224.2	4184.1	4118.7	4051.0
70°	4789.2	4630.9	4473.3	4358.0	4262.9	4177.4	4126.8	4030.9	3949.2	3855.5	3778.2
72.5°	4024.2	3996.0	3904.6	3839.9	3723.2	3677.8	3544.0	3483.0	3370.0	3248.8	3211.7
75°	2797.6	2686.8	2640.0	2613.9	2562.6	2421.4	2329.2	2349.3	2216.9	2098.7	2031.1
77.5°	1223.0	1245.3	1115.9	1057.9	1013.3	936.7	865.4	816.3	788.0	769.5	685.5
80°	338.3	295.1	291.4	270.6	266.2	237.2	240.9	220.1	205.9	203.0	196.3
82.5°	147.9	145.0	140.5	138.3	136.0	133.1	129.4	128.6	124.2	120.4	121.2
85°	98.1	97.4	95.2	92.9	89.2	84.0	80.3	77.3	78.1	74.3	73.6
87.5°	57.2	55.8	55.0	52.0	51.3	46.8	47.6	43.9	43.1	42.4	40.1
90°	8.2	8.9	11.2	10.4	7.4	14.1	11.9	10.4	11.2	8.9	8.9
92.5°	0.0	0.0	0.0	0.0	0.0	0.0	0.0	0.0	0.0	0.0	0.0
95°	0.0	0.0	0.0	0.0	0.0	0.0	0.0	0.0	0.0	0.0	0.0
97.5°	0.0	0.0	0.0	0.0	0.0	0.0	0.0	0.0	0.0	0.0	0.0
100°	0.0	0.0	0.0	0.0	0.0	0.0	0.0	0.0	0.0	0.0	0.0
102.5°	0.0	0.0	0.0	0.0	0.0	0.0	0.0	0.0	0.0	0.0	0.0
105°	0.0	0.0	0.0	0.0	0.0	0.0	0.0	0.0	0.0	0.0	0.0
107.5°	0.0	0.0	0.0	0.0	0.0	0.0	0.0	0.0	0.0	0.0	0.0



REPORT NUMBER: P226788
 CATALOG NUMBER: ISW-AF-800-LED-E1-SL2-7050

REPORT N
 CATALOG

CANDELA DISTRIBUTION (continued):

CANDELA

	75°	76°	77°	78°	79°	80°	81°	82°	83°	84°	85°	
110°	0.0	0.0	0.0	0.0	0.0	0.0	0.0	0.0	0.0	0.0	0.0	0°
112.5°	0.0	0.0	0.0	0.0	0.0	0.0	0.0	0.0	0.0	0.0	0.0	2.5°
115°	0.0	0.0	0.0	0.0	0.0	0.0	0.0	0.0	0.0	0.0	0.0	5°
117.5°	0.0	0.0	0.0	0.0	0.0	0.0	0.0	0.0	0.0	0.0	0.0	7.5°
120°	0.0	0.0	0.0	0.0	0.0	0.0	0.0	0.0	0.0	0.0	0.0	10°
122.5°	0.0	0.0	0.0	0.0	0.0	0.0	0.0	0.0	0.0	0.0	0.0	12.5°
125°	0.0	0.0	0.0	0.0	0.0	0.0	0.0	0.0	0.0	0.0	0.0	15°
127.5°	0.0	0.0	0.0	0.0	0.0	0.0	0.0	0.0	0.0	0.0	0.0	17.5°
130°	0.0	0.0	0.0	0.0	0.0	0.0	0.0	0.0	0.0	0.0	0.0	20°
132.5°	0.0	0.0	0.0	0.0	0.0	0.0	0.0	0.0	0.0	0.0	0.0	22.5°
135°	0.0	0.0	0.0	0.0	0.0	0.0	0.0	0.0	0.0	0.0	0.0	25°
137.5°	0.0	0.0	0.0	0.0	0.0	0.0	0.0	0.0	0.0	0.0	0.0	27.5°
140°	0.0	0.0	0.0	0.0	0.0	0.0	0.0	0.0	0.0	0.0	0.0	30°
142.5°	0.0	0.0	0.0	0.0	0.0	0.0	0.0	0.0	0.0	0.0	0.0	32.5°
145°	0.0	0.0	0.0	0.0	0.0	0.0	0.0	0.0	0.0	0.0	0.0	35°
147.5°	0.0	0.0	0.0	0.0	0.0	0.0	0.0	0.0	0.0	0.0	0.0	37.5°
150°	0.0	0.0	0.0	0.0	0.0	0.0	0.0	0.0	0.0	0.0	0.0	40°
152.5°	0.0	0.0	0.0	0.0	0.0	0.0	0.0	0.0	0.0	0.0	0.0	42.5°
155°	0.0	0.0	0.0	0.0	0.0	0.0	0.0	0.0	0.0	0.0	0.0	45°
157.5°	0.0	0.0	0.0	0.0	0.0	0.0	0.0	0.0	0.0	0.0	0.0	47.5°
160°	0.0	0.0	0.0	0.0	0.0	0.0	0.0	0.0	0.0	0.0	0.0	50°
162.5°	0.0	0.0	0.0	0.0	0.0	0.0	0.0	0.0	0.0	0.0	0.0	52.5°
165°	0.0	0.0	0.0	0.0	0.0	0.0	0.0	0.0	0.0	0.0	0.0	55°
167.5°	0.0	0.0	0.0	0.0	0.0	0.0	0.0	0.0	0.0	0.0	0.0	57.5°
170°	0.0	0.0	0.0	0.0	0.0	0.0	0.0	0.0	0.0	0.0	0.0	60°
172.5°	0.0	0.0	0.0	0.0	0.0	0.0	0.0	0.0	0.0	0.0	0.0	62.5°
175°	0.0	0.0	0.0	0.0	0.0	0.0	0.0	0.0	0.0	0.0	0.0	65°
177.5°	0.0	0.0	0.0	0.0	0.0	0.0	0.0	0.0	0.0	0.0	0.0	66°
180°	0.0	0.0	0.0	0.0	0.0	0.0	0.0	0.0	0.0	0.0	0.0	67.5°
												70°
												72.5°
												75°
												77.5°
												80°
												82.5°
												85°
												87.5°
												90°
												92.5°
												95°
												97.5°
												100°
												102.5°
												105°
												107.5°

NUMBER: P226788
 NUMBER: ISW-AF-800-LED-E1-SL2-7050

REPORT NUMBER: P
 CATALOG NUMBER:

DISTRIBUTION (continued):											CANDELA DISTRIBUTION	
86°	87°	88°	89°	90°	95°	105°	115°	125°	135°	145°		86°
1041.6	1041.6	1041.6	1041.6	1041.6	1041.6	1041.6	1041.6	1041.6	1041.6	1041.6	110°	0.0
1043.0	1044.5	1045.3	1044.5	1046.0	1045.3	1046.0	1045.3	1041.6	1040.8	1040.1	112.5°	0.0
1044.5	1047.5	1048.3	1049.0	1047.5	1049.0	1046.0	1034.1	1020.7	1005.9	994.0	115°	0.0
1046.0	1049.7	1052.0	1052.0	1052.7	1051.2	1040.1	1014.1	982.8	951.6	927.8	117.5°	0.0
1045.3	1050.5	1052.7	1053.5	1053.5	1050.5	1023.7	982.1	934.5	886.9	838.6	120°	0.0
1043.0	1047.5	1051.2	1051.2	1052.0	1041.6	999.9	940.5	872.8	801.4	736.7	122.5°	0.0
1047.5	1052.0	1052.0	1052.0	1051.2	1033.4	974.7	888.4	797.7	701.1	605.2	125°	0.0
1054.2	1056.4	1054.9	1054.9	1052.0	1025.2	946.4	837.1	718.2	590.3	456.5	127.5°	0.0
1060.1	1061.6	1060.9	1057.2	1053.5	1016.3	917.4	782.8	623.0	456.5	323.4	130°	0.0
1066.1	1067.6	1063.9	1057.9	1052.7	1004.4	882.5	713.7	515.2	312.2	214.1	132.5°	0.0
1066.8	1068.3	1061.6	1053.5	1046.0	986.5	840.1	640.1	397.0	202.2	167.3	135°	0.0
1066.1	1064.6	1053.5	1043.0	1034.9	965.0	793.3	548.7	264.7	152.4	145.7	137.5°	0.0
1060.9	1054.2	1045.3	1033.4	1021.5	941.2	746.4	446.8	167.3	132.3	132.3	140°	0.0
1053.5	1046.8	1035.6	1020.0	1006.6	918.1	692.9	342.7	133.8	121.9	123.4	142.5°	0.0
1050.5	1043.0	1026.7	1010.3	993.2	897.3	636.4	230.5	120.4	115.2	116.0	145°	0.0
1056.4	1043.8	1027.4	1008.8	988.8	879.5	577.7	160.6	113.7	107.8	109.3	147.5°	0.0
1076.5	1064.6	1045.3	1021.5	999.9	869.1	515.2	133.1	107.1	101.9	101.9	150°	0.0
1124.8	1109.2	1083.2	1054.9	1028.9	875.8	459.4	121.2	101.9	96.6	96.6	152.5°	0.0
1202.9	1184.3	1153.8	1121.9	1087.7	908.5	396.3	116.7	98.1	90.7	89.2	155°	0.0
1336.7	1312.2	1272.0	1234.1	1193.2	965.0	332.3	113.7	93.7	87.0	84.0	157.5°	0.0
1547.1	1510.7	1463.1	1413.3	1363.5	1068.3	281.8	110.8	90.7	84.0	81.0	160°	0.0
1817.7	1793.2	1733.7	1668.3	1608.8	1274.3	252.8	108.5	88.5	80.3	78.1	162.5°	0.0
2162.7	2122.5	2075.7	2017.0	1946.3	1541.2	249.8	107.8	86.2	77.3	75.8	165°	0.0
2527.0	2511.3	2431.8	2395.4	2318.8	1896.5	304.1	109.3	84.8	75.1	72.9	167.5°	0.0
2942.5	2948.5	2874.1	2834.0	2770.8	2347.0	484.0	113.7	84.8	72.9	70.6	170°	0.0
3486.0	3495.7	3407.9	3360.4	3306.8	2851.8	760.5	121.2	87.0	70.6	68.4	172.5°	0.0
3931.3	3879.3	3822.8	3739.5	3671.9	3133.6	732.3	134.6	90.0	68.4	66.2	175°	0.0
3977.4	3940.2	3868.9	3778.9	3696.4	3135.1	639.4	139.0	90.7	67.7	65.4	177.5°	0.0
3971.5	3905.3	3824.3	3748.4	3667.4	3054.8	494.4	145.0	92.9	66.2	63.9	180°	0.0
3696.4	3603.5	3524.7	3419.8	3335.1	2733.6	304.1	144.2	90.0	61.7	60.2		
3048.1	3000.5	2906.9	2822.8	2734.4	2212.5	208.2	128.6	79.5	55.8	56.5		
1971.6	1917.3	1822.2	1774.6	1724.8	1415.5	162.1	104.8	67.7	49.8	52.0		
657.9	636.4	601.4	620.8	591.8	551.6	119.0	79.5	54.3	43.1	46.1		
197.0	192.6	199.2	187.3	198.5	168.0	78.1	55.8	41.6	37.2	40.9		
116.7	115.2	115.2	115.2	112.3	104.8	51.3	38.7	32.0	31.2	34.2		
71.4	69.9	70.6	69.9	71.4	63.9	34.9	26.8	23.8	23.0	27.5		
40.9	40.9	41.6	40.1	40.9	39.4	24.5	17.1	15.6	14.9	20.1		
9.7	9.7	7.4	6.7	7.4	10.4	6.7	5.2	4.5	3.7	6.7		
0.0	0.0	0.0	0.0	0.0	0.0	0.0	0.0	0.0	0.0	0.0		
0.0	0.0	0.0	0.0	0.0	0.0	0.0	0.0	0.0	0.0	0.0		
0.0	0.0	0.0	0.0	0.0	0.0	0.0	0.0	0.0	0.0	0.0		
0.0	0.0	0.0	0.0	0.0	0.0	0.0	0.0	0.0	0.0	0.0		
0.0	0.0	0.0	0.0	0.0	0.0	0.0	0.0	0.0	0.0	0.0		
0.0	0.0	0.0	0.0	0.0	0.0	0.0	0.0	0.0	0.0	0.0		
0.0	0.0	0.0	0.0	0.0	0.0	0.0	0.0	0.0	0.0	0.0		
0.0	0.0	0.0	0.0	0.0	0.0	0.0	0.0	0.0	0.0	0.0		
0.0	0.0	0.0	0.0	0.0	0.0	0.0	0.0	0.0	0.0	0.0		

'226788
 ISW-AF-800-LED-E1-SL2-7050

REPORT NUMBER: P226788
 CATALOG NUMBER: ISW-AF-80

TION (continued):

CANDELA DISTRIBUTION (con

87°	88°	89°	90°	95°	105°	115°	125°	135°	145°		155°	165°
0.0	0.0	0.0	0.0	0.0	0.0	0.0	0.0	0.0	0.0	0°	1041.6	1041.6
0.0	0.0	0.0	0.0	0.0	0.0	0.0	0.0	0.0	0.0	2.5°	1034.1	1028.9
0.0	0.0	0.0	0.0	0.0	0.0	0.0	0.0	0.0	0.0	5°	975.4	961.3
0.0	0.0	0.0	0.0	0.0	0.0	0.0	0.0	0.0	0.0	7.5°	890.6	874.3
0.0	0.0	0.0	0.0	0.0	0.0	0.0	0.0	0.0	0.0	10°	794.0	769.5
0.0	0.0	0.0	0.0	0.0	0.0	0.0	0.0	0.0	0.0	12.5°	670.6	622.3
0.0	0.0	0.0	0.0	0.0	0.0	0.0	0.0	0.0	0.0	15°	527.8	463.2
0.0	0.0	0.0	0.0	0.0	0.0	0.0	0.0	0.0	0.0	17.5°	363.5	311.5
0.0	0.0	0.0	0.0	0.0	0.0	0.0	0.0	0.0	0.0	20°	255.0	235.7
0.0	0.0	0.0	0.0	0.0	0.0	0.0	0.0	0.0	0.0	22.5°	197.0	197.8
0.0	0.0	0.0	0.0	0.0	0.0	0.0	0.0	0.0	0.0	25°	163.6	171.0
0.0	0.0	0.0	0.0	0.0	0.0	0.0	0.0	0.0	0.0	27.5°	144.2	151.7
0.0	0.0	0.0	0.0	0.0	0.0	0.0	0.0	0.0	0.0	30°	132.3	139.0
0.0	0.0	0.0	0.0	0.0	0.0	0.0	0.0	0.0	0.0	32.5°	124.2	127.1
0.0	0.0	0.0	0.0	0.0	0.0	0.0	0.0	0.0	0.0	35°	114.5	116.0
0.0	0.0	0.0	0.0	0.0	0.0	0.0	0.0	0.0	0.0	37.5°	106.3	106.3
0.0	0.0	0.0	0.0	0.0	0.0	0.0	0.0	0.0	0.0	40°	98.9	98.1
0.0	0.0	0.0	0.0	0.0	0.0	0.0	0.0	0.0	0.0	42.5°	92.2	91.4
0.0	0.0	0.0	0.0	0.0	0.0	0.0	0.0	0.0	0.0	45°	85.5	86.2
0.0	0.0	0.0	0.0	0.0	0.0	0.0	0.0	0.0	0.0	47.5°	81.8	82.5
0.0	0.0	0.0	0.0	0.0	0.0	0.0	0.0	0.0	0.0	50°	78.1	78.8
0.0	0.0	0.0	0.0	0.0	0.0	0.0	0.0	0.0	0.0	52.5°	75.1	75.1
0.0	0.0	0.0	0.0	0.0	0.0	0.0	0.0	0.0	0.0	55°	72.1	71.4
0.0	0.0	0.0	0.0	0.0	0.0	0.0	0.0	0.0	0.0	57.5°	69.9	68.4
0.0	0.0	0.0	0.0	0.0	0.0	0.0	0.0	0.0	0.0	60°	67.7	66.2
0.0	0.0	0.0	0.0	0.0	0.0	0.0	0.0	0.0	0.0	62.5°	66.2	63.9
0.0	0.0	0.0	0.0	0.0	0.0	0.0	0.0	0.0	0.0	65°	64.7	63.2
0.0	0.0	0.0	0.0	0.0	0.0	0.0	0.0	0.0	0.0	66°	63.9	62.4
0.0	0.0	0.0	0.0	0.0	0.0	0.0	0.0	0.0	0.0	67.5°	63.2	61.7
										70°	60.2	58.7
										72.5°	55.8	55.0
										75°	51.3	49.8
										77.5°	45.3	44.6
										80°	38.7	37.9
										82.5°	32.7	31.2
										85°	26.0	24.5
										87.5°	17.8	16.4
										90°	4.5	5.2
										92.5°	0.0	0.0
										95°	0.0	0.0
										97.5°	0.0	0.0
										100°	0.0	0.0
										102.5°	0.0	0.0
										105°	0.0	0.0
										107.5°	0.0	0.0



REPORT NUMBER: P226788

CATALOG NUMBER: ISW-AF-800-LED-E1-

00-LED-E1-SL2-7050

tinued):

175°	180°
1041.6	1041.6
1024.5	1031.2
956.8	954.6
860.9	861.6
744.9	746.4
594.8	585.8
426.0	429.7
296.6	295.9
237.9	239.4
203.7	203.7
181.4	181.4
159.8	160.6
145.0	146.5
131.6	132.3
118.2	119.0
107.1	107.1
99.6	100.4
94.4	94.4
89.2	89.2
84.8	86.2
80.3	81.0
75.8	76.6
71.4	71.4
67.7	67.7
64.7	63.9
62.4	61.0
60.2	59.5
59.5	58.7
58.7	58.0
57.2	56.5
55.0	54.3
50.6	49.1
46.1	44.6
42.4	40.1
35.7	34.2
26.0	24.5
15.6	15.6
3.7	3.7
0.0	0.0
0.0	0.0
0.0	0.0
0.0	0.0
0.0	0.0
0.0	0.0
0.0	0.0
0.0	0.0
0.0	0.0

CANDELA DISTRIBUTION (continued):

	155°	165°	175°
110°	0.0	0.0	0.0
112.5°	0.0	0.0	0.0
115°	0.0	0.0	0.0
117.5°	0.0	0.0	0.0
120°	0.0	0.0	0.0
122.5°	0.0	0.0	0.0
125°	0.0	0.0	0.0
127.5°	0.0	0.0	0.0
130°	0.0	0.0	0.0
132.5°	0.0	0.0	0.0
135°	0.0	0.0	0.0
137.5°	0.0	0.0	0.0
140°	0.0	0.0	0.0
142.5°	0.0	0.0	0.0
145°	0.0	0.0	0.0
147.5°	0.0	0.0	0.0
150°	0.0	0.0	0.0
152.5°	0.0	0.0	0.0
155°	0.0	0.0	0.0
157.5°	0.0	0.0	0.0
160°	0.0	0.0	0.0
162.5°	0.0	0.0	0.0
165°	0.0	0.0	0.0
167.5°	0.0	0.0	0.0
170°	0.0	0.0	0.0
172.5°	0.0	0.0	0.0
175°	0.0	0.0	0.0
177.5°	0.0	0.0	0.0
180°	0.0	0.0	0.0

Cooper Lighting Solutions Photometric Lab
1121 Highway 74 South
Peachtree City, GA 30269

Scaled Data Report



-SL2-7050

180°
0.0
0.0
0.0
0.0
0.0
0.0
0.0
0.0
0.0
0.0
0.0
0.0
0.0
0.0
0.0
0.0
0.0
0.0
0.0
0.0
0.0
0.0
0.0
0.0
0.0
0.0
0.0
0.0
0.0
0.0
0.0
0.0
0.0
0.0
0.0
0.0
0.0

(END OF REPORT)